

Avore.



Model no. 207
semi-solid oak



Independent / non HDI



Tested for Harmful
Substances
Emission Tested
www.tuv.com
ID 0000045380



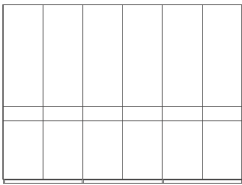
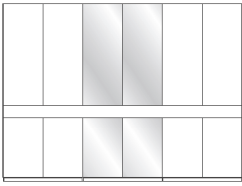
made in
germany



Hinged-door wardrobes without cornice

Interior:

2 adjustable shelves, 1 clothes rail

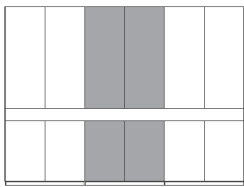
Description	Dimensions cm			Art. no.	GBP
	W	H	D		
					
Wooden doors with cross trim					
1 door	LH hinged door	50	216	58	597
1 door	RH hinged door	50	216	58	598
2 doors		100	216	58	532
3 doors		150	216	58	531
4 doors		200	216	58	534
5 doors		250	216	58	535
6 doors		300	216	58	536
7 doors		350	216	58	537
8 doors		400	216	58	334
					
Wooden and mirrored doors in Parsol bronze glass, all doors with trims					
1 door	1 mirrored door, LHH	50	216	58	511
1 door	1 mirrored door, RHH	50	216	58	510
2 doors	1 mirrored door, LHH	100	216	58	512
2 doors	1 mirrored door, RHH	100	216	58	513
2 doors	2 mirrored doors	100	216	58	514
3 doors	1 mirrored door	150	216	58	593
4 doors	2 mirrored doors	200	216	58	594
5 doors	1 mirrored door	250	216	58	599
5 doors	3 mirrored doors	250	216	58	595
6 doors	2 mirrored doors	300	216	58	596
6 doors	4 mirrored doors	300	216	58	525
7 doors	1 mirrored door	350	216	58	527
7 doors	3 mirrored doors	350	216	58	528
7 doors	5 mirrored doors	350	216	58	492
8 doors	2 mirrored doors	400	216	58	336
8 doors	4 mirrored doors	400	216	58	337
8 doors	6 mirrored doors	400	216	58	526



Hinged-door wardrobes without cornice




Interior:

2 adjustable shelves, 1 clothes rail

Description	Dimensions cm			Art. no.	GBP		
	W	H	D				
 <p>Solid wood doors, centre doors in mocca finish with trim</p>	1 door	1 decorative door left	50	216	58	759	
	1 door	1 decorative door right	50	216	58	760	
	2 doors	1 decorative door left	100	216	58	761	
	2 doors	1 decorative door right	100	216	58	762	
	2 doors	2 decorative doors	100	216	58	763	
	3 doors	1 decorative door	150	216	58	764	
	4 doors	2 decorative doors	200	216	58	765	
	5 doors	1 decorative door	250	216	58	766	
	5 doors	3 decorative doors	250	216	58	767	
	6 doors	2 decorative doors	300	216	58	768	
	6 doors	4 decorative doors	300	216	58	769	
	7 doors	1 decorative door	350	216	58	770	
	7 doors	3 decorative doors	350	216	58	771	
	7 doors	5 decorative doors	350	216	58	772	
	8 doors	2 decorative doors	400	216	58	773	
8 doors	4 decorative doors	400	216	58	777		
8 doors	6 decorative doors	400	216	58	778		





Additional elements for swing door wardrobes

Description	Dimensions cm			Art. no.	GBP
	W	H	D		
 <p>Power LED light, chrome</p> <p>Watt: 1 Lumen: 80 Endurance h: 30000 Type of lighting: LED Efficiency class: A++</p>					
1 item	5,5	3	22,5	735	
2 items	5,5	3	22,5	736	
3 items	5,5	3	22,5	737	
 <p>Cornice, without lighting</p> <p>- for width 50 cm - for width 100 cm - for width 150 cm - for width 200 cm - for width 250 cm - for width 300 cm - for width 350 cm - for width 400 cm</p>					
	50	3,2	12,5	912	
	100	3,2	12,5	913	
	150	3,2	12,5	914	
	200	3,2	12,5	915	
	250	3,2	12,5	917	
	300	3,2	12,5	918	
	350	3,2	12,5	919	
	400	3,2	12,5	924	
 <p>With Power-LED lighting</p> <p>Watt: 4 Lumen: 320 Endurance h: 30000 Type of lighting: LED Efficiency class: A++</p>					
4 lights - for width 200 cm	200	3,2	12,5	931	
5 lights - for width 250 cm	250	3,2	12,5	932	
6 lights - for width 300 cm	300	3,2	12,5	933	
7 lights - for width 350 cm	350	3,2	12,5	934	
8 lights - for width 400 cm	400	3,2	12,5	935	

Cornice for units from 350 cm upwards, joined in middle.



Additional elements for swing door wardrobes

Description	Dimensions cm			Art. no.	GBP
	W	H	D		
 <p>Passe-partout frame, without lighting, Width per side profile: 3.2 cm</p> <ul style="list-style-type: none"> - for width 50 cm - for width 100 cm - for width 150 cm - for width 200 cm - for width 250 cm - for width 300 cm - for width 350 cm - for width 400 cm 	56,4	219,2	6,7	980	
	106,4	219,2	6,7	981	
	156,4	219,2	6,7	982	
	206,4	219,2	6,7	975	
	256,4	219,2	6,7	976	
	306,4	219,2	6,7	977	
	356,4	219,2	6,7	978	
	406,4	219,2	6,7	979	
 <p>With Power-LED lighting, Width per side profile: 3.2 cm</p> <ul style="list-style-type: none"> 4 lights - for width 200 cm 5 lights - for width 250 cm 6 lights - for width 300 cm 7 lights - for width 350 cm 8 lights - for width 400 cm <p>Watt: 4 Lumen: 320 Endurance h: 30000 Type of lighting: LED Efficiency class: A++</p>	206,4	219,2	12,5	983	
	256,4	219,2	12,5	984	
	306,4	219,2	12,5	985	
	356,4	219,2	12,5	986	
	406,4	219,2	12,5	987	

Please note:


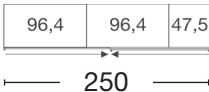


Passe-partout frame increases the wardrobe width to the dimensions indicated.

Passe-partout frames for units from 350 cm upwards, joined in middle.







Sliding-door wardrobes, 2 doors without cornice

Interior:
2 adjustable shelves, 1 clothes rail

Description	Dimensions cm			Art. no.	GBP
	W	H	D		
 <p>Front combination in solid wood and mocca finish</p>  	250	217	67	431	
	300	217	67	432	
 <p>2-piece set, soft-closing mechanism</p>	24	2	11	065	



Cornices and passe-partout frames for sliding-door wardrobes with or without lights


	Description	Dimensions cm			Art. no.	GBP
		W	H	D		
	Cornice, without lighting					
	- for width 250 cm	250	5	22,7	094	
	- for width 300 cm	300	5	22,7	095	
 Watt: 4 Lumen: 320 Endurance h: 30000 Type of lighting: LED Efficiency class: A++	With Power-LED lighting					
	4 lights - for width 250 cm	250	5	22,7	097	
	6 lights - for width 300 cm	300	5	22,7	098	
	Passe-partout frame, without lighting, Width per side profile: 5 cm					
	- for width 250 cm	260	221	23	945	
	- for width 300 cm	310	221	23	946	
 Watt: 4 Lumen: 320 Endurance h: 30000 Type of lighting: LED Efficiency class: A++	With Power-LED lighting, Width per side profile 5 cm					
	4 lights - for width 250 cm	260	221	23	948	
	6 lights - for width 300 cm	310	221	23	949	

Please note:




Passe-partout frame increases the wardrobe width to the dimensions indicated.



Beds






Description	Bed surface in cm	Surface in cm	Art. no.	GBP
 <p>Bed, headboard in upholstered faux leather cushion in mocca</p> <p>Headboard height: 90 cm Footboard height: 50 cm Height to bed side top edge: 43 cm</p>	140 x 190	149 x 209	272	
	150 x 200	169 x 219	205	
	160 x 200	169 x 219	324	
	180 x 200	189 x 219	275	

Additional elements for beds

Description	Dimensions cm			Art. no.	GBP
	W	H	D		
 <p>Pair of slatted bases</p> <p>- for bed 140 x 190 cm</p> <p>- for bed 150 x 200 cm</p> <p>- for bed 160 x 200 cm</p> <p>- for bed 180 x 200 cm</p>	140	8	190	106 330	
	150	8	200	106 340	
	160	8	200	106 350	
	180	8	200	106 360	
 <p>Large bed drawer incl. footboard panel, in pairs</p> <p>- for bed surface area 140 x 190 cm</p> <p>- for bed surface area 150 x 200 cm</p> <p>- for bed surface area 160 x 200 cm</p> <p>- for bed surface area 180 x 200 cm</p>	140	15	61	367	
	140	15	61	200	
	140	15	61	372	
	140	15	61	378	
<p>Footboard-lighting</p> <p>Watt: 12,6 Lumen: 950 Endurance h: >12000 Type of lighting: T5 - Leuchtstoff Efficiency class: A</p>	60	9	9	100	
 <p>LED flexi-light with power LED</p> <p>Watt: 1,2 Lumen: 100 Endurance h: 30000 Type of lighting: LED Efficiency class: A++</p> <p>pair</p>	50	2	4	101	




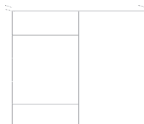




Bedside tables and panels

Description	Dimensions cm			Art. no.	GBP
	W	H	D		
 <p>Night cabinet, 1 pull-out, floating</p>					
- Front in solid wood	piece	60	44	38	610
	pair	60	44	38	611
- Front in mocca finish	piece	60	44	38	612
	pair	60	44	38	613
 Not available for 5ft beds!					
 <p>Night cabinet, 2 pull-outs</p>					
- Front in solid wood	piece	60	43	37	630
	pair	60	43	37	631
 <p>Night cabinet panel, with smoked glass shelf</p>					
	piece	60	27	12	111
	pair	60	27	12	112
 <p>Night cabinet panel, with smoked glass shelf and LED touch lighting</p>					
Watt: 0,72 Lumen: 72 Endurance h: 30000 Type of lighting: LED Efficiency class: A++	piece	60	27	12	114
	pair	60	27	12	115

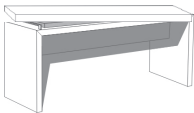




Occasional furniture

Description	Dimensions cm			Art. no.	GBP
	W	H	D		
 <p>Drawer unit, 5 pull-outs</p>	60	89	37	063	
 <p>Dresser, 2 doors, with one full-width shelf</p>	93	89	37	062	
 <p>Combination dresser, 5 pull-outs in centre, 2 outside doors, one adjustable shelf per door compartment</p>	125	89	37	419	
 <p>Combination dresser, narrow, 5 pull-outs left, 1 door hinged right, one adjustable shelf behind</p>	93	89	37	024	
 <p>Push-fit shelf, solid</p>	60 80	2 2	20 20	081 082	
 <p>Wall unit with door</p> <p>pair Unit, hinged left Unit, hinged right</p>	40 40 40	123 123 123	30 30 30	604 606 605	



Occasional furniture

Description	Dimensions cm			Art. no.	GBP
	W	H	D		
 <p>Dressing bench with upholstered faux leather cushion</p> <p>- with faux leather, mocha</p>	120	53	40	411	
 <p>Wall mirror, Parsol bronze glass with bevel</p>	60	80	3	088	
 <p>Wall mirror, Parsol bronze glass with bevel</p>	110	85	3	650	