


# Faro.



Model no. 165  
semi-solid oak



Independent / non HDI

06.02.2017 - 31.01.2018



Tested for Harmful Substances Emission Tested  
www.tuv.com  
ID 0000045390



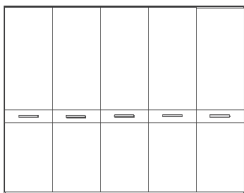
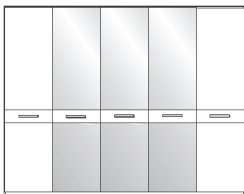
made in germany



## Hinged-door wardrobes without cornice




### Interior:

2 adjustable shelves, 1 clothes rail

Description	Dimensions cm			Art. no.	GBP
	W	H	D		
					
<b>Wooden doors with cross trim</b>					
1 door	LH hinged door	50	216	58	<b>597</b>
1 door	RH hinged door	50	216	58	<b>598</b>
2 doors		100	216	58	<b>532</b>
3 doors		150	216	58	<b>531</b>
4 doors		200	216	58	<b>534</b>
5 doors		250	216	58	<b>535</b>
6 doors		300	216	58	<b>536</b>
7 doors		350	216	58	<b>537</b>
8 doors		400	216	58	<b>334</b>
					
<b>Wooden doors with cross-trim and mirrored doors in Parsol bronze glass</b>					
1 door	1 mirrored door right	50	216	58	<b>510</b>
2 doors	2 mirrored doors	100	216	58	<b>391</b>
3 doors	1 mirrored door	150	216	58	<b>593</b>
4 doors	2 mirrored doors	200	216	58	<b>594</b>
5 doors	1 mirrored door	250	216	58	<b>599</b>
5 doors	2 mirrored doors	250	216	58	<b>530</b>
5 doors	3 mirrored doors	250	216	58	<b>595</b>
6 doors	2 mirrored doors	300	216	58	<b>596</b>
6 doors	4 mirrored doors	300	216	58	<b>525</b>
7 doors	1 mirrored door	350	216	58	<b>527</b>
7 doors	3 mirrored doors	350	216	58	<b>528</b>
7 doors	5 mirrored doors	350	216	58	<b>492</b>
8 doors	2 mirrored doors	400	216	58	<b>336</b>
8 doors	4 mirrored doors	400	216	58	<b>337</b>
8 doors	6 mirrored doors	400	216	58	<b>526</b>


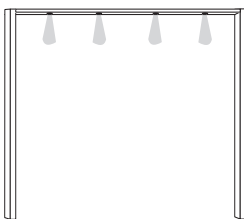


## Additional elements for swing door wardrobes

Description		Dimensions cm			Art. no.	GBP
		W	H	D		
 <p><b>Power LED light, chrome</b></p> <p>Watt: 1,2 Lumen: 80 Endurance h: 30000 Type of lighting: LED Efficiency class: A++</p>	1 item	5,5	3	22,5	<b>735</b>	
	2 items	5,5	3	22,5	<b>736</b>	
	3 items	5,5	3	22,5	<b>737</b>	
 <p><b>Cornice, without lighting</b></p> <p>- for width 50 cm - for width 100 cm - for width 150 cm - for width 200 cm - for width 250 cm - for width 300 cm - for width 350 cm - for width 400 cm</p>		50	3,2	12,5	<b>912</b>	
		100	3,2	12,5	<b>913</b>	
		150	3,2	12,5	<b>914</b>	
		200	3,2	12,5	<b>915</b>	
		250	3,2	12,5	<b>917</b>	
		300	3,2	12,5	<b>918</b>	
		350	3,2	12,5	<b>919</b>	
		400	3,2	12,5	<b>924</b>	
 <p><b>With Power-LED lighting</b></p> <p>Watt: 3 Lumen: 240 Endurance h: 30000 Type of lighting: LED Efficiency class: A++</p>	4 lights - for width 200 cm	200	3,2	12,5	<b>931</b>	
	5 lights - for width 250 cm	250	3,2	12,5	<b>932</b>	
	6 lights - for width 300 cm	300	3,2	12,5	<b>933</b>	
	7 lights - for width 350 cm	350	3,2	12,5	<b>934</b>	
	8 lights - for width 400 cm	400	3,2	12,5	<b>935</b>	
<b>Cornice for units from 350 cm upwards, joined in middle.</b>						



## Additional elements for swing door wardrobes

Description	Dimensions cm			Art. no.	GBP
	W	H	D		
 <p><b>Passe-partout frame,</b> width per side profiles: 3.2 cm, without lighting</p> <ul style="list-style-type: none"> <li>- for width 50 cm</li> <li>- for width 100 cm</li> <li>- for width 150 cm</li> <li>- for width 200 cm</li> <li>- for width 250 cm</li> <li>- for width 300 cm</li> <li>- for width 350 cm</li> <li>- for width 400 cm</li> </ul>	56,4	220	6,7	<b>980</b>	
	106,4	220	6,7	<b>981</b>	
	156,4	220	6,7	<b>982</b>	
	206,4	220	6,7	<b>975</b>	
	256,4	220	6,7	<b>976</b>	
	306,4	220	6,7	<b>977</b>	
	356,4	220	6,7	<b>978</b>	
	406,4	220	6,7	<b>979</b>	
 <p><b>With Power-LED lighting</b></p> <ul style="list-style-type: none"> <li>4 lights - for width 200 cm</li> <li>5 lights - for width 250 cm</li> <li>6 lights - for width 300 cm</li> <li>7 lights - for width 350 cm</li> <li>8 lights - for width 400 cm</li> </ul> <p>Watt: 3 Lumen: 240 Endurance h: 30000 Type of lighting: LED Efficiency class: A++</p>	206,4	220	12,5	<b>983</b>	
	256,4	220	12,5	<b>984</b>	
	306,4	220	12,5	<b>985</b>	
	356,4	220	12,5	<b>986</b>	
	406,4	220	12,5	<b>987</b>	

**Please note:**

Passe-partout frame increases the wardrobe width to the dimensions indicated.

**Passe-partout frames for units from 350 cm upwards, joined in middle.**


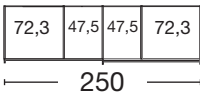
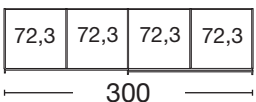




## Sliding-door wardrobes, 2 doors without cornice





### Interior:

2 adjustable shelves, 1 clothes rail

Description	Dimensions cm			Art. no.	GBP
	W	H	D		
 <p><b>Front combination in solid wood and Parsol bronze mirror glass</b></p> <p>- Parsol bronze mirror</p> <p>- Parsol bronze mirror</p>	250	217	67	<b>431</b>	
	300	217	67	<b>432</b>	
 					
<b>2-piece set, soft-closing mechanism</b>	24	2	11	<b>065</b>	



## Cornices and passe-partout frames for sliding-door wardrobes with or without lights

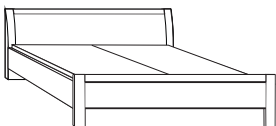
	Description	Dimensions cm			Art. no.	GBP
		W	H	D		
	<b>Cornice,</b> without lighting					
	- for width 250 cm	250	5	22,7	<b>094</b>	
	- for width 300 cm	300	5	22,7	<b>095</b>	
  Watt: 3 Lumen: 240 Endurance h: 30000 Type of lighting: LED Efficiency class: A++	With Power-LED lighting					
	4 lights - for width 250 cm	250	5	22,7	<b>097</b>	
	6 lights - for width 300 cm	300	5	22,7	<b>098</b>	
	<b>Passe-partout frame,</b> width per side profile: 5 cm, without lighting					
	- for width 250 cm	260	220	23	<b>945</b>	
	- for width 300 cm	310	220	23	<b>946</b>	
  Watt: 3 Lumen: 240 Endurance h: 30000 Type of lighting: LED Efficiency class: A++	With Power-LED lighting					
	4 lights - for width 250 cm	260	220	23	<b>948</b>	
	6 lights - for width 300 cm	310	220	23	<b>949</b>	

**Please note:**




Passe-partout frame increases the wardrobe width to the dimensions indicated.



## Compact beds







Description	Bed surface in cm	Surface in cm	Art. no.	GBP
 <p><b>Compact bed in comfort height</b></p> <p>Headboard height: <b>91 cm</b> Footboard height: <b>45 cm</b> Height to bed side top edge: <b>43 cm</b></p>	150 x 200	169 x 218	<b>205</b>	
	160 x 200	169 x 218	<b>351</b>	
	180 x 200	189 x 218	<b>293</b>	

## Additional elements for compact beds

Description	Dimensions cm			Art. no.	GBP
	W	H	D		
 <p><b>Pair of slatted bases</b></p> <p>- for bed 150 x 200 cm</p> <p>- for bed 160 x 200 cm</p> <p>- for bed 180 x 200 cm</p>	150	8	200	<b>106 340</b>	
	160	8	200	<b>106 350</b>	
	180	8	200	<b>106 360</b>	
 <p><b>Headboard upholstery in mocca faux leather</b></p> <p>- for bed width 150 cm / 160 cm</p> <p>- for bed width 180 cm</p>	152,4	38	3,5	<b>159</b>	
	172,4	38	3,5	<b>160</b>	
 <p><b>Light for futon bed with Power-LED</b></p> <p>pair</p> <p>Watt: 2,5 Lumen: 105 Endurance h: 30000 Type of lighting: LED Efficiency class: A+</p>	50	2	4	<b>101</b>	



## Bedside tables and panels


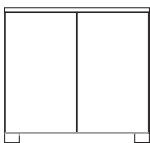
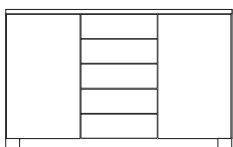


	Description	Dimensions cm			Art. no.	GBP
		W	H	D		
	<b>Bedside table with 2 pull-outs</b> , without solid wood feet					
		piece	60	40	37	<b>610</b>
	pair	60	40	37	<b>611</b>	
	<b>Set of 4 feet</b> , for 1 bedside table	8	6	5	<b>060</b>	
	<b>Set of 8 feet</b> , for 1 pair of bedside tables	8	6	5	<b>061</b>	
	<b>Bedside table with 2 pull-outs</b> , incl. solid wood feet					
		piece	60	44	37	<b>632</b>
	pair	60	44	37	<b>633</b>	
	<b>Night cabinet panel</b> , with smoked glass shelf					
		piece	60	27	14	<b>111</b>
	pair	60	27	14	<b>112</b>	
	<b>Night cabinet panel</b> , with smoked glass shelf and LED touch lighting					
		piece	60	27	14	<b>114</b>
	pair	60	27	14	<b>115</b>	
Watt: 0,72 Lumen: 72 Endurance h: 30000 Type of lighting: LED Efficiency class: A++						





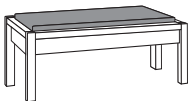


## Occasional furniture

## Solid wood feet

Description	Dimensions cm			Art. no.	GBP
	W	H	D		
 <p><b>Drawer unit, 5 pull-outs</b></p>	60	93	37	<b>063</b>	
 <p><b>Dresser, 2 doors,</b> with one full-width shelf</p>	80	93	37	<b>062</b>	
 <p><b>Combination dresser, 5 pull-outs in centre,</b> 2 outside doors, one adjustable shelf per door compartment</p>	141	93	37	<b>419</b>	
 <p><b>Push-fit shelves, solid</b></p>	60 80	3 3	20 20	<b>081</b> <b>082</b>	
 <p><b>Wall unit with door</b></p> <p>pair Unit, hinged left Unit, hinged right</p>	40 40 40	123 123 123	30 30 30	<b>604</b> <b>606</b> <b>605</b>	



## Occasional furniture

Description	Dimensions cm			Art. no.	GBP
	W	H	D		
 <p><b>Dressing bench, solid, upholstered</b> - with faux leather, mocha</p>	120	46,3	40	<b>411</b>	
 <p><b>Wall mirror,</b> Parsol bronze glass with bevel</p>	60	80	3	<b>088</b>	
 <p><b>Wall mirror,</b> Parsol bronze glass with bevel</p>	110	85	2	<b>650</b>	