

Sevani.



Model no. 588
Nocce finish,
Highlights in champagne finish

Independent / non HDI

06.02.2017 - 31.01.2018



Tested for Harmful
Emission Tested

www.tuv.com
ID 000045390



**made in
germany**

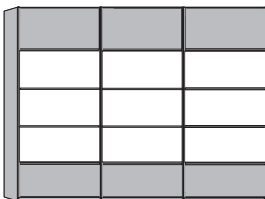
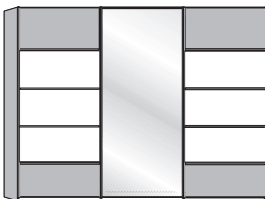




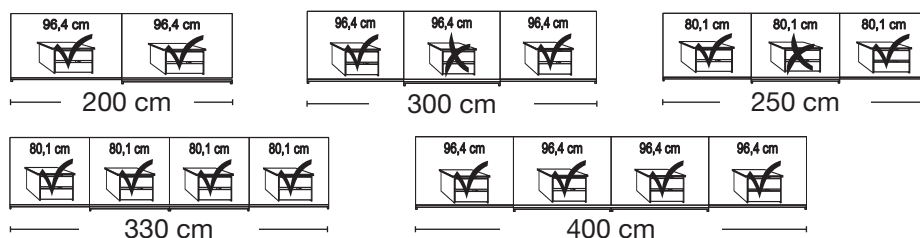
Sliding door wardrobes without cornice

Interior:

2 adjustable shelves, 1 clothes rail


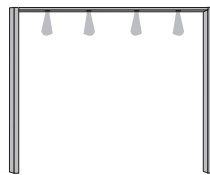



Description	Dimensions cm		Height 217 cm		Height 236 cm	
	W	D	Art. no.	GBP	Art. no.	GBP
Wooden doors with 3 panels in champagne finish						
	2 doors	200	67	800		811
	3 doors	250	67	801		812
	3 doors	300	67	802		813
	- with synchronous opening					
	4 doors	330	67	803		814
	4 doors	400	67	804		815
Wooden doors with 3 panels in champagne finish and mirrored doors without trims						
	2 doors 1 mirrored door left	200	67	805		816
	2 doors 1 mirrored door right	200	67	806		817
	3 doors 1 centred mirrored door	250	67	807		818
	3 doors 1 centred mirrored door	300	67	808		819
	- with synchronous opening					
	4 doors 2 centre mirrored doors	330	67	809		822
4 doors 2 centre mirrored doors	400	67	810		823	

Plinth partition





Passe-partout frames for sliding door wardrobes with or without lights

Description	Dimensions cm		Height 220 cm		Height 240 cm	
	W	D	Art. no.	GBP	Art. no.	GBP
 <p>Without lighting, Width per side profile: 5 cm</p> <ul style="list-style-type: none"> - for width 200 cm - for width 250 cm - for width 300 cm - for width 330 cm - for width 400 cm 	210	23	940		980	
	260	23	941		981	
	310	23	942		982	
	340	23	943		983	
	410	23	944		984	
 <p>With Power-LED lighting, Width per side profile: 5 cm</p> <ul style="list-style-type: none"> 4 lights - for width 200 cm 6 lights - for width 250 cm 6 lights - for width 300 cm 8 lights - for width 330 cm 8 lights - for width 400 cm <p>Watt: 3 Lumen: 240 Endurance h: 30000 Type of lighting: LED Efficiency class: A++</p> <p> This lamp contains LED lights, which cannot get exchanged.</p>	210	23	945		985	
	260	23	946		986	
	310	23	947		987	
	340	23	948		988	
	410	23	949		989	
 <p>Lighting for side profiles</p> <p>Watt: 3,5 Lumen: 300 Endurance h: 15000 Type of lighting: LED Efficiency class: A++</p> <p> This lamp contains LED lights, which cannot get exchanged.</p>	1,5	1	098		099	


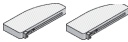





Please note:

Passe-partout frame increases the wardrobe width to the dimensions indicated.



Cornices for sliding-door wardrobes with or without lights

Description	Dimensions cm			Art. no.	GBP	
	W	H	D			
 <p>Self-closing mechanism with buffering for centre doors</p>						
- for 3-door units piece	24	2	11	363		
- for 4-door units piece	24	2	11	364		
 <p>2-piece set, self-closing mechanism with buffering for outside doors, set for 2, 3 and 4 door wardrobes</p>						
pair	24	2	11	365		
 <p>Cornice, without lighting</p>						
- for width 200 cm	200	5	22,7	956		
- for width 250 cm	250	5	22,7	950		
- for width 300 cm	300	5	22,7	951		
- for width 330 cm	330	5	22,7	952		
- for width 400 cm	400	5	22,7	957		
 <p>With Power-LED lighting</p>						
Watt: 3	- for width 200 cm	4 lights	200	5	22,7	958
Lumen: 240	- for width 250 cm	6 lights	250	5	22,7	953
Endurance h: 30000	- for width 300 cm	6 lights	300	5	22,7	954
Type of lighting: LED	- for width 330 cm	8 lights	330	5	22,7	955
Efficiency class: A++	- for width 400 cm	8 lights	400	5	22,7	959
 <p>This lamp contains LED lights, which cannot get exchanged.</p>						



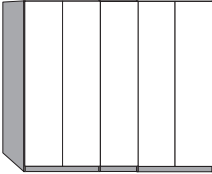

Hinged-door wardrobes

without cornice, door frame in carcase colour

Interior:

2 shelves, 1 clothes rail per compartment

All doors are cushioned

Description	Dimensions		Height 216 cm		Height 236 cm	
	W	D	Art. no.	GBP	Art. no.	GBP
 <p>Wooden doors in highlight colour</p>	1 door	LH hinged door	50	58	511	608
	1 door	RH hinged door	50	58	512	609
	2 doors		100	58	513	610
	3 doors		150	58	514	611
	4 doors		200	58	515	612
	5 doors		250	58	517	613
	6 doors		300	58	519	614
	7 doors		350	58	520	615
	8 doors		400	58	521	616
 <p>Wooden doors in highlight colour and crystal mirrored doors</p>	1 door	1 mirrored door left	50	58	555	617
	1 door	1 mirrored door right	50	58	556	618
	2 doors	2 mirrored doors	100	58	559	619
	3 doors	1 mirrored door	150	58	560	620
	4 doors	2 mirrored doors	200	58	562	621
	5 doors	1 mirrored door	250	58	566	622
	5 doors	3 mirrored doors	250	58	568	623
	6 doors	2 mirrored doors	300	58	571	624
	6 doors	4 mirrored doors	300	58	572	625
	7 doors	1 mirrored door	350	58	574	626
	7 doors	3 mirrored doors	350	58	575	627
	7 doors	5 mirrored doors	350	58	576	628
	8 doors	2 mirrored doors	400	58	578	629
	8 doors	4 mirrored doors	400	58	577	630
	8 doors	6 mirrored doors	400	58	579	631




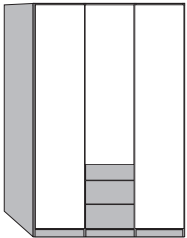
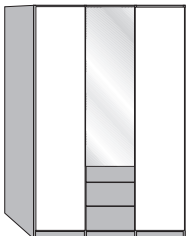

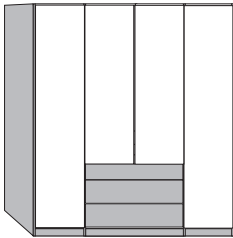
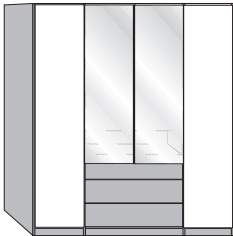
Functional units

without cornice, pull-outs and door frame in carcass colour

Interior:

2 shelves, 1 clothes rail per compartment

All doors are cushioned

Description	Dimensions		Height 216 cm		Height 236 cm	
	W	D	Art. no.	GBP	Art. no.	GBP
 <p>3 doors H 216 cm: 2 pull-outs 50 cm H 236 cm, 3 pull-outs 50 cm</p>						
 <p>- Front in highlight colour</p>	150	58	700		722	
 <p>- Front in highlight colour, 1 mirrored door</p>	150	58	709		745	
 <p>4 doors H 216 cm: 2 pull-outs 100cm H 236 cm: 3 pull-outs 100cm</p>						
 <p>- Pull-outs IN CENTRE</p> <p>- Front in highlight colour</p>	200	58	754		782	
 <p>- Front in highlight colour, 2 mirrored doors</p>	200	58	755		783	




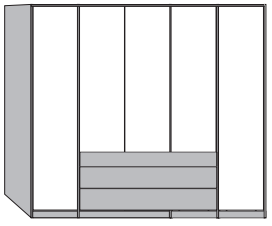
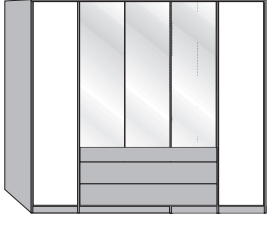
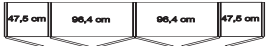
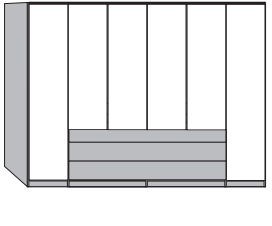
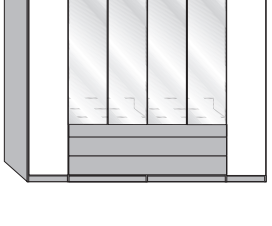
Functional units

without cornice, pull-outs and door frame in carcass colour

Interior:

2 shelves, 1 clothes rail per compartment

All doors are cushioned

Description	Dimensions		Height 216 cm		Height 236 cm	
	W	D	Art. no.	GBP	Art. no.	GBP
 <p>5 doors H 216 cm: 2 pull-outs 150 cm H 236 cm: 3 pull-outs 150cm</p>  <p>- Pull-outs IN CENTRE - Front in highlight colour</p>  <p>- Front in highlight colour, 3 mirrored doors</p>	250	58	792		820	
	250	58	793		821	
 <p>6 doors H 216 cm: 2 pull-outs 200 cm H 236 cm: 3 pull-outs 200 cm</p>  <p>- Pull-outs IN CENTRE - Front in highlight colour</p>  <p>- Front in highlight colour, 4 mirrored doors</p>	300	58	830		858	
	300	58	831		859	




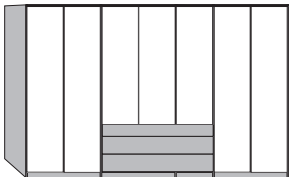
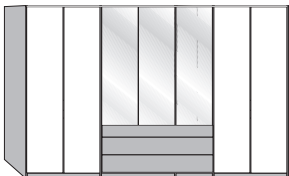
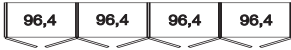
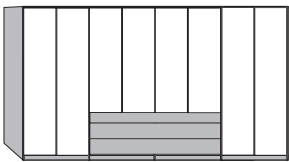
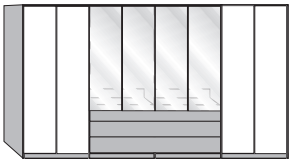
Functional units

without cornice, pull-outs and door frame in carcass colour

Interior:




2 shelves, 1 clothes rail per compartment

All doors are cushioned

Description	Dimensions		Height 216 cm		Height 236 cm	
	W	D	Art. no.	GBP	Art. no.	GBP
 <p>7 doors H 216 cm: 2 pull-outs 150 cm H 236 cm: 3 pull-outs 150cm</p>  <p>- Pull-outs IN CENTRE</p> <p>- Front in highlight colour</p> <p>- Front in highlight colour, 3 mirrored doors</p> 	350	58	868		874	
	350	58	869		875	
 <p>8 doors H 216 cm: 2 pull-outs 200 cm H 236 cm: 3 pull-outs 200 cm</p>  <p>- Pull-outs IN CENTRE</p> <p>- Front in highlight colour</p> <p>- Front in highlight colour, 4 mirrored doors</p> 	400	58	880		886	
	400	58	881		887	



Cornices for swing-door wardrobes and functional units with or without lights






	Description	Dimensions cm			Art. no.	GBP
		W	H	D		
	Cornice in highlight colour, without lights - for width 50 cm - for width 100 cm - for width 150 cm - for width 200 cm - for width 250 cm - for width 300 cm - for width 350 cm - for width 400 cm					
		50	3,2	12,5	917	
		100	3,2	12,5	918	
		150	3,2	12,5	919	
		200	3,2	12,5	920	
		250	3,2	12,5	921	
		300	3,2	12,5	922	
		350	3,2	12,5	923	
		400	3,2	12,5	924	
	Cornice in highlight colour, with Power-LED-lights 3 lights - for width 150 cm 4 lights - for width 200 cm 5 lights - for width 250 cm 6 lights - for width 300 cm 7 lights - for width 350 cm 8 lights - for width 400 cm					
Watt: 3		150	3,2	12,5	925	
Lumen: 240		200	3,2	12,5	926	
Endurance h: 30000		250	3,2	12,5	927	
Type of lighting: LED		300	3,2	12,5	928	
Efficiency class: A++		350	3,2	12,5	929	
 This lamp contains LED lights, which cannot get exchanged.		400	3,2	12,5	930	



Cornice for units from 350 cm upwards, joined in middle.



Passe-partout frames for swing-door wardrobes and functional units with or without lights

Description	Dimensions		Height 220 cm		Height 240 cm	
	W	D	Art. no.	GBP	Art. no.	GBP
 <p>Width per side profile 3.2 cm, without lighting</p> <ul style="list-style-type: none"> - for width 50 cm - for width 100 cm - for width 150 cm - for width 200 cm - for width 250 cm - for width 300 cm - for width 350 cm - for width 400 cm 	56,4	12,5	900		960	
	106,4	12,5	901		961	
	156,4	12,5	902		962	
	206,4	12,5	903		963	
	256,4	12,5	904		964	
	306,4	12,5	905		965	
	356,4	12,5	906		966	
	406,4	12,5	907		967	
	 <p>With Power-LED lighting</p> <ul style="list-style-type: none"> 1 light - for width 50 cm 2 lights - for width 100 cm 3 lights - for width 150 cm 4 lights - for width 200 cm 5 lights - for width 250 cm 6 lights - for width 300 cm 7 lights - for width 350 cm 8 lights - for width 400 cm <p>Watt: 6 Lumen: 480 Endurance h: 30000 Type of lighting: LED Efficiency class: A++</p> <p> This lamp contains LED lights, which cannot get exchanged.</p>	56,4	12,5	908		968
106,4		12,5	909		969	
156,4		12,5	910		970	
206,4		12,5	911		971	
256,4		12,5	912		972	
306,4		12,5	913		973	
356,4		12,5	914		974	
406,4		12,5	915		975	
 <p>Lighting for side profiles</p> <p>Watt: 3,5 Lumen: 300 Endurance h: 15000 Type of lighting: LED Efficiency class: A++</p> <p> This lamp contains LED lights, which cannot get exchanged.</p>		1,5	1	098		099

Please note:



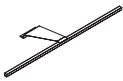




Passe-partout frame increases the wardrobe width to the dimensions indicated.

Passe-partout frames for units from 350 cm upwards, joined in middle.



Unit accessories

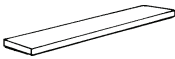

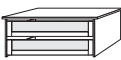
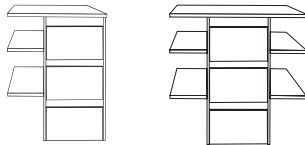
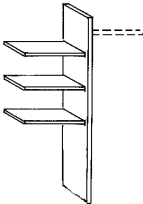
Interior finish: silver grey striped

Description	Dimensions cm			Art. no.	GBP
	W	H	D		
 <p>LED „line“ light</p> <p>Watt: 4,6 Lumen: 405 Endurance h: 35000 Type of lighting: LED Efficiency class: A++</p> <p>This lamp contains LED lights, which cannot get exchanged.</p> 	1 item	60	6	19	936
	2 items	60	6	19	937
	3 items	60	6	19	938
 <p>Power LED light, chrome</p> <p>Watt: 1,2 Lumen: 80 Endurance h: 30000 Type of lighting: LED Efficiency class: A++</p> <p>This lamp contains LED lights, which cannot get exchanged.</p> 	1 item	5,5	3	22,5	993
	2 items	5,5	3	22,5	994
	3 items	5,5	3	22,5	995
 <p>LED Wardrobe interior lights with motion detector, incl. rechargeable battery via USB</p>	1 item	10	2	10	106
	2 items	10	2	10	107
	3 items	10	2	10	108
	4 items	10	2	10	109



Unit accessories





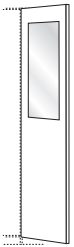

Interior finish: silver grey striped

	Description	Dimensions cm			Art. no.	GBP
		W	H	D		
	1 adjustable shelf					
	1 item - for compartment width 47.5 cm	47,5	2,2	51,5	028	
	1 item - for compartment width 80.1 cm	80,1	2,2	51,5	320	
	1 item - for compartment width 96.4 cm	96,4	2,2	51,5	030	
	3 adjustable shelves					
	3 items - for compartment width 47.5 cm	47,5	2,2	51,5	029	
	3 items - for compartment width 80.1 cm	80,1	2,2	51,5	321	
	3 items - for compartment width 96.4 cm	96,4	2,2	51,5	031	
	Drawer insert with 2 pull-outs and glass front for swing-door and sliding-door wardrobes					
	- for compartment width 80.1 cm	80,1	41	52	054	
	- for compartment width 96.4 cm	96,4	41	52	061	
	Drawer insert with 3 drawers and wooden front					
	- for compartment width 80.1 cm	80,1	89	52	113	
	- for compartment width 96.4 cm	96,4	89	52	064	
	Laundry shelf insert, consisting of:					
	3 adjustable shelves,	80,1	137	51,5	253	
	1 clothes rail, 1 centre panel	96,4	137	51,5	250	
	For use on both sides (left or right)!					



Unit accessories

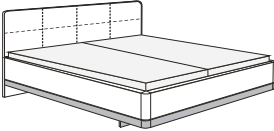
Interior finish: silver grey striped

Description	Dimensions cm			Art. no.	GBP
	W	H	D		
 <p>Tie and belt pull-out</p>	7	19	45	059	
 <p>Utensil pull-out</p>	16	9	45	476	
 <p>Pull-out trouser holder</p>	45	10	50	056	
 <p>Shoe rack for unit compartment W 96.4 cm</p>	96	15	50	055	
 <p>Interior mirror</p>	36	80	1	046	
 <p>Clothes rail</p> <ul style="list-style-type: none"> - for compartment width 47.5 cm - for compartment width 72.3 cm - for compartment width 96.4 cm 	47,5 72,3 96,4	3 3 3	2 2 2	069 063 070	






Futon beds

4-position height adjustment

Description	Bed surface in cm	Surface in cm	Art. no.	GBP
 <p>Bed floating, Headboard cushion in faux leather champagne</p> <p>Headboard height: 89 cm Footboard height: 43 cm Height to bed side top edge: 43 cm</p>	<p>140 x 190</p> <p>150 x 200</p> <p>160 x 200</p> <p>180 x 200</p>	<p>149 x 203</p> <p>169 x 213</p> <p>169 x 213</p> <p>189 x 213</p>	<p>233</p> <p>205</p> <p>239</p> <p>243</p>	







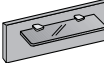
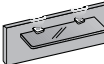
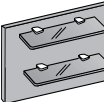
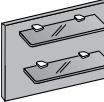
Additional elements for futon beds

Description	Dimensions cm			Art. no.	GBP
	W	H	D		
 <p>Pair of slatted bases</p> <p>- for bed 140 x 190 cm</p> <p>- for bed 150 x 200 cm</p> <p>- for bed 160 x 200 cm</p> <p>- for bed 180 x 200 cm</p>	140	8	190	106 330	
	150	8	200	106 340	
	160	8	200	106 350	
	180	8	200	106 360	
 <p>Flexi-light with Power-LED</p> <p>Watt: 2,5 Lumen: 105 Endurance h: 30000 Type of lighting: LED Efficiency class: A+</p> <p>pair</p> <p> This lamp contains LED lights, which cannot get exchanged.</p>	50	2	4	101	



Occasional furniture



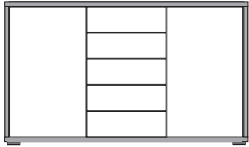
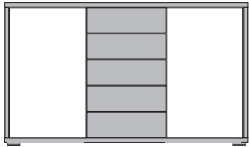


Sliding feet in black

Description	Dimensions cm			Art. no.	GBP	
	W	H	D			
Bedside cabinet, 2 drawers						
	- Front in highlight colour	piece	60	42	43	057
		pair	60	42	43	058
	- Top pull-outs in carcase colour	piece	60	42	43	060
		pair	60	42	43	062
Night cabinet, 3 pull-outs						
	- Front in highlight colour	piece	60	64	43	065
		pair	60	64	43	066
	- Top pull-outs in carcase colour	piece	60	64	43	067
		pair	60	64	43	068
Night cabinet panel, with smoked glass shelf						
		piece	60	20	15	111
		pair	60	20	15	112
Bedside cabinet panel, with smoked glass shelf and LED-touch-lights						
		piece	60	20	15	114
		pair	60	20	15	115
Bedside cabinet panel, with 2 smoked glass shelves						
		piece	60	39	15	116
		pair	60	39	15	117
Bedside cabinet panel, with 2 smoked glass shelves and LED-touch-lights						
		piece	60	39	15	118
		pair	60	39	15	119
Watt: 1,44 Lumen: 144 Endurance h: 30000 Type of lighting: LED Efficiency class: A++						



Occasional furniture

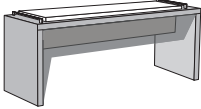
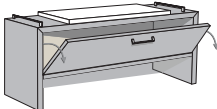


Sliding feet in black

	Description	Dimensions cm			Art. no.	GBP
		W	H	D		
	Drawer unit, 5 pull-outs					
	- Front in highlight colour	40	86	43	090	
	- Top pull-outs in carcass colour	40	86	43	091	
	- Front in highlight colour - Top pull-outs in carcass colour	60 60	86 86	43 43	092 093	
	Dresser, 2 doors, with one full-width shelf					
	- Front in highlight colour	80	86	43	026	
 	Combination dresser, 5 pull-outs in centre, 2 outside doors, 1 adjustable shelf per door compartment					
	- Front in highlight colour	141	86	43	033	
	- Top pull-outs in carcass colour	141	86	43	034	
	- Pull-outs in carcass colour, Doors in highlight colour	141	86	43	035	
 	Drawer unit, 5 large pull-outs					
	- Front in highlight colour	141	86	43	088	
	- Top pull-outs in carcass colour	141	86	43	089	



Occasional furniture

Sliding feet in black

	Description	Dimensions cm			Art. no.	GBP
		W	H	D		
	<p>Dressing bench with upholstered faux leather cushion</p> <p>- Faux leather champagne</p>	120	53	40	157	
	<p>Dressing bench with upholstered faux leather cushion with storage</p> <p>- Faux leather champagne</p>	120	53	40	158	
	<p>Wall mirror in highlight colour, lateral or vertical mounting</p>	110	85	3	086	
	<p>Wall mirror in highlight colour</p>	60	80	3	087	